

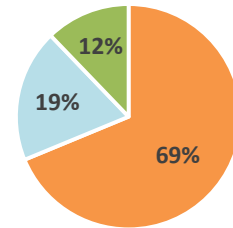


Land Milestone Summary

Summary of Progress Towards Land Milestone & Extension Plus-Up (Acquisitions Completed or Under Contract)

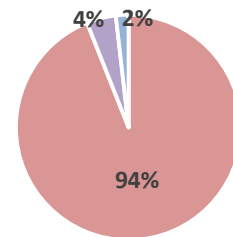
Ownership Interest

	Acres	Cost
Purchased	9,613.0	\$ 27,270,769
Sponsorship / Lease	2,665.0	\$ 37,500
Management Agreements	1,703.0	\$ -
Total	13,981.0	\$ 27,308,269



Habitat Type

	Acres	Cost
Complex (9,200 ac)	13,139.7	\$ 23,509,570
Non-Complex OCSW (400 ac)	587.3	\$ 2,843,699
Non-Complex Palustrine Wetland (400 ac)	254.0	\$ 955,000
Total	13,981.0	\$ 27,308,269



First Increment Objective and Plus-Up	Acres	Ac. Remaining to Goal	Cost	Remaining Budget ¹
First Increment Land Objective (10,000 ac)	12,519.4	0.0	\$ 20,269,829	\$ 2,630,171
First Increment Extension Plus-Up (1,500 ac)	1,461.6	38.4	\$ 7,038,440	\$ 2,021,560
Total	13,981.0		\$ 27,308,269	\$ 4,651,731

¹Unindexed Acquisition Budgets

Summary of Progress Towards 60 Acre Off-Channel Sand and Water Additional Habitat Goal

	Tract Acres	Cost	Est. OCSW Ac.	Rem. Ac. To Goal
New Habitat Counting towards 60 Ac. Goal	196.1	\$ 1,000,000	80.0	0.0

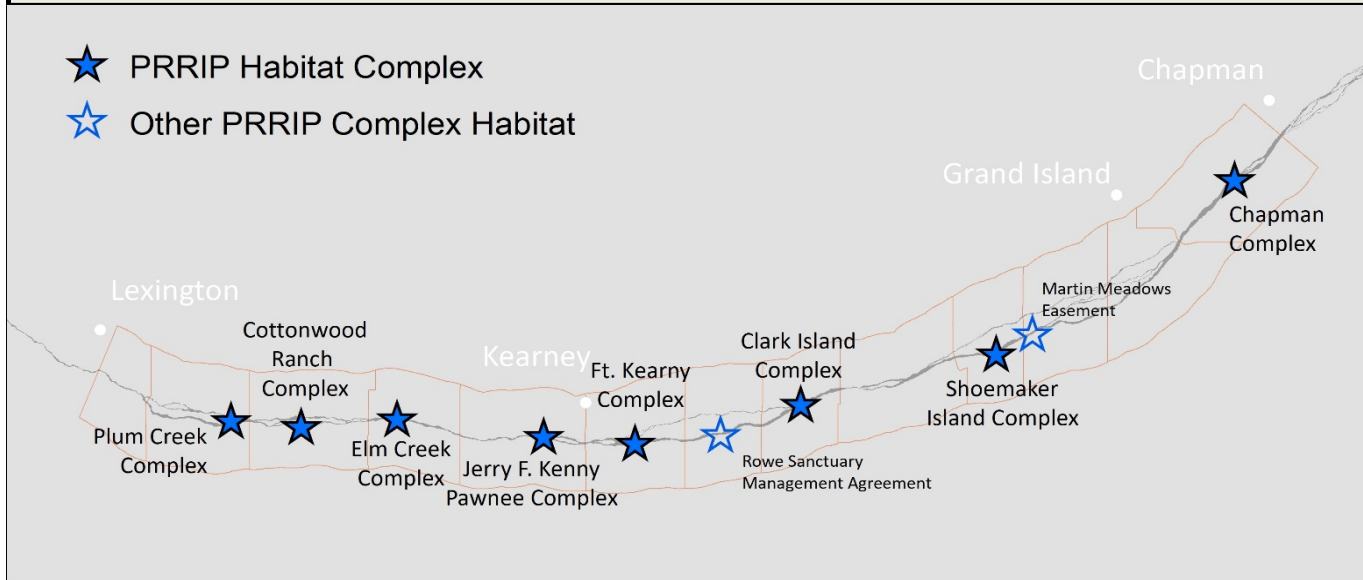
Summary of Land in Negotiations (Tracts under Contract Included in Totals Above)

Tract ID	Type	Status	Acres	Cost
2101	Purchase	Contract	580.4	\$ 3,200,000.00
2102	Purchase	Negotiating	54.0	\$ -



Complex Habitat Summary

Map of PRRIP Habitat Complexes and Complex Habitat Not Associated with a Habitat Complex



Summary of Complex Habitat Ownership Interests

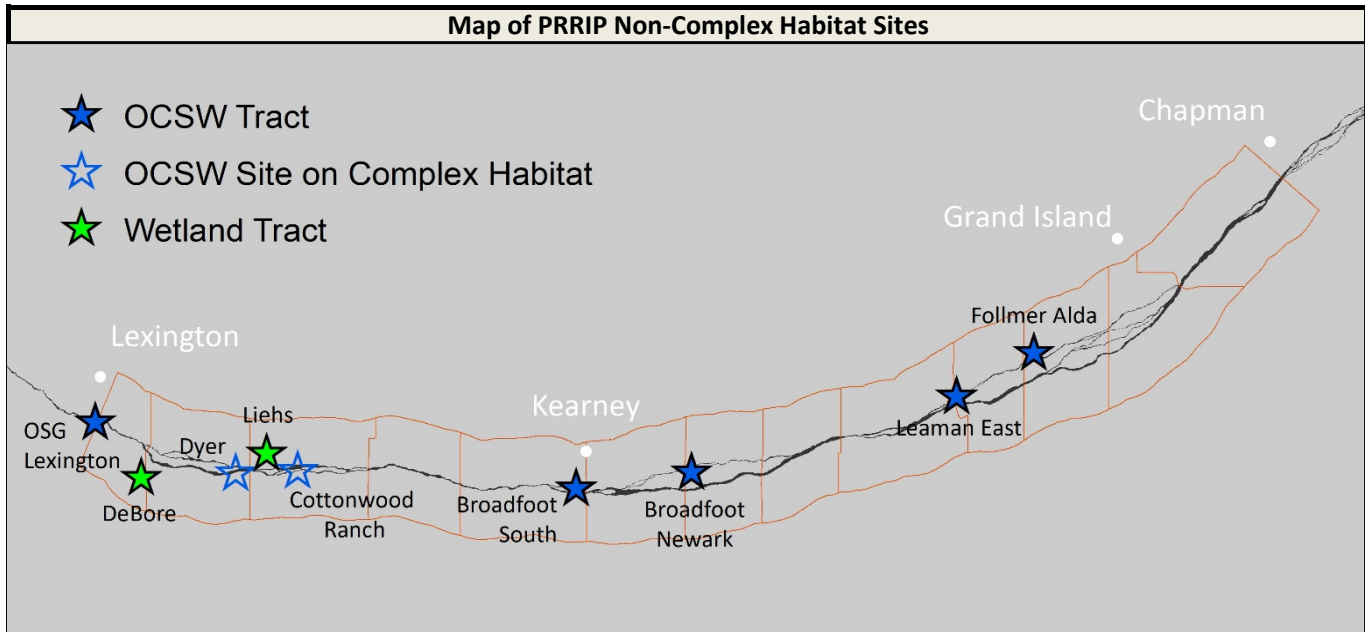
Complex Habitat Identification	Acres			
	<i>Purchased</i>	<i>Sponsorship/Lease</i>	<i>Agreement</i>	<i>Total</i>
Plum Creek Complex	716.3	-	150.0	866.3
Cottonwood Ranch Complex	902.0	2,650.0	-	3,552.0
Elm Creek Complex	1,170.7	-	267.0	1,437.7
Jerry F. Kenny Pawnee Complex	473.9	-	268.0	741.9
Ft. Kearny Complex	2,190.1	-	-	2,190.1
Rowe Sanctuary Management Agreement	-	-	834.0	834.0
Clark Island Complex	783.8	-	-	783.8
Shoemaker Island Complex	1,118.4	-	174.0	1,292.4
Martin Meadows Easement	286.0	-	-	286.0
Chapman Complex	1,145.5	-	10.0	1,155.5
Total	8,786.7	2,650.0	1,703.0	13,139.7

Location of First Increment Extension Plus-Up Complex Habitat Acres

Complex Habitat Identification	Total Acres	Plus-Up Acres	Percent of Tot.
Clark Island Complex	783.8	120.0	15%
Chapman Complex	1,155.5	1,145.5	99%
Total		1,265.5	



Non-Complex Habitat Summary



Summary of Non-Complex Habitat Ownership Interests			
Palustrine Wetland Sites	Total Acres	Type	Wetland Acres
DeBore	100.7	Purchased	30.0
Liehs	153.3	Purchased	40.0
<i>Subtotal</i>	<i>254.0</i>		<i>70.0</i>
Baseline Off-Channel Sand and Water Sites	Total Acres	Type	Nesting Acres
Dyer	N/A	OCSW on Complex	21.0
Cottonwood Ranch	N/A	OCSW on Complex	17.0
Broadfoot South	15.0	Lease	15.0
Broadfoot Newark	216.2	Purchased	36.0
Leaman East	85.0	Purchased	12.0
Follmer Alda	75.0	Purchased	6.0
<i>Subtotal</i>	<i>391.2</i>		<i>107.0</i>
New Off-Channel Sand and Water Sites ¹	Total Acres	Type	Nesting Acres
OSG Lexington	196.1	Purchased	80.0
<i>Subtotal</i>	<i>196.1</i>		
Total Acres			
Total for All Non-Complex Habitat	841.3		